



# Spring 2022 Individual Report FAS-ECON 1123-Introduction to Econometrics 001 Oluchi Mbonu

Project Title: **2022 Spring Harvard FAS Course Evaluation**

Course Audience: **130**

Responses Received: **111**

Response Ratio: **85%**



## Report Comments

Note:

The order that the questions appear on this report is not the same as the way the questions were displayed to students. The order has been changed to make the report more readable.



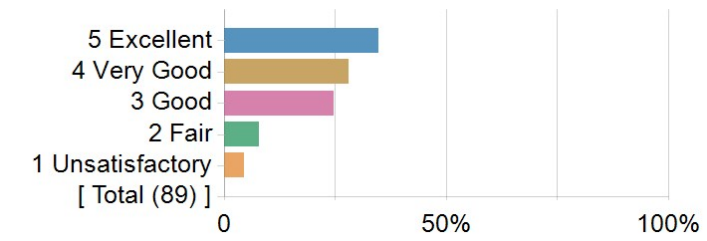
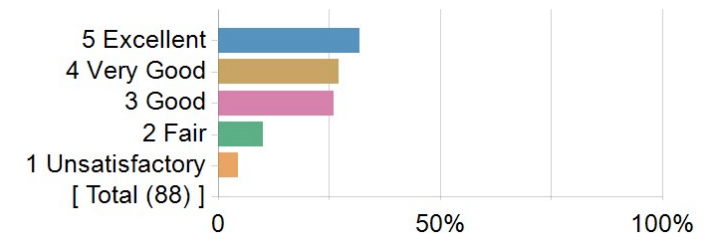
Creation Date: **Monday, June 6, 2022**

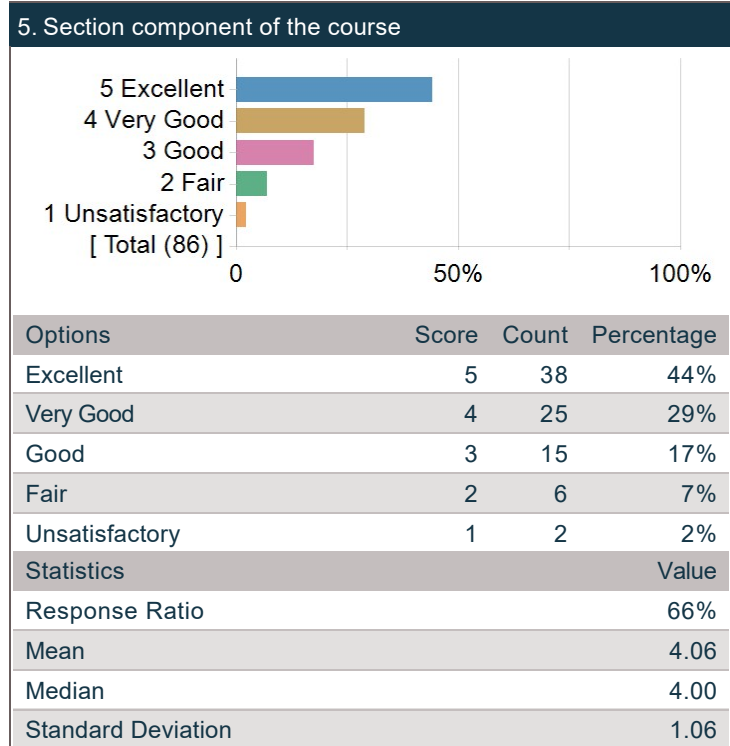
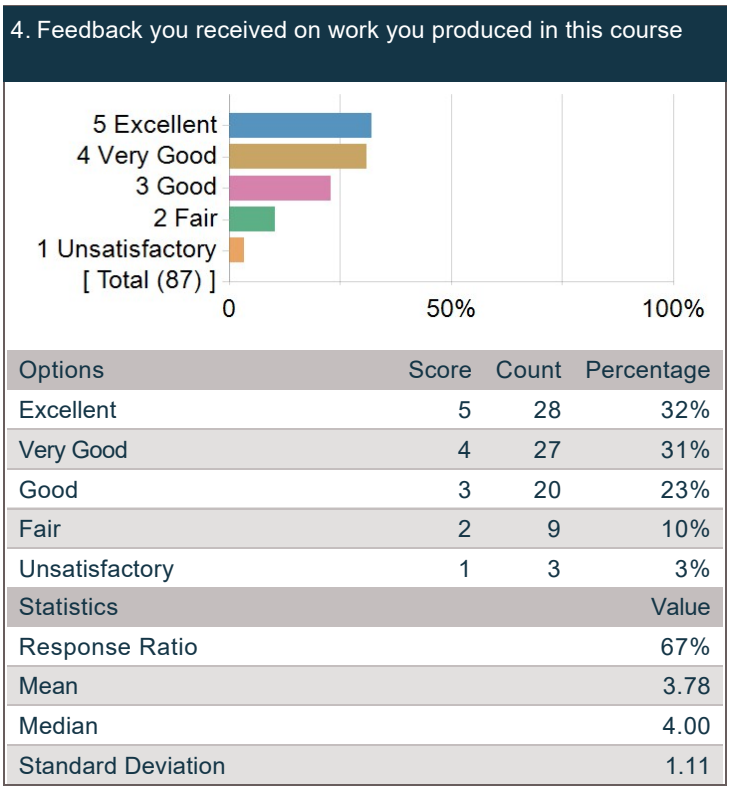
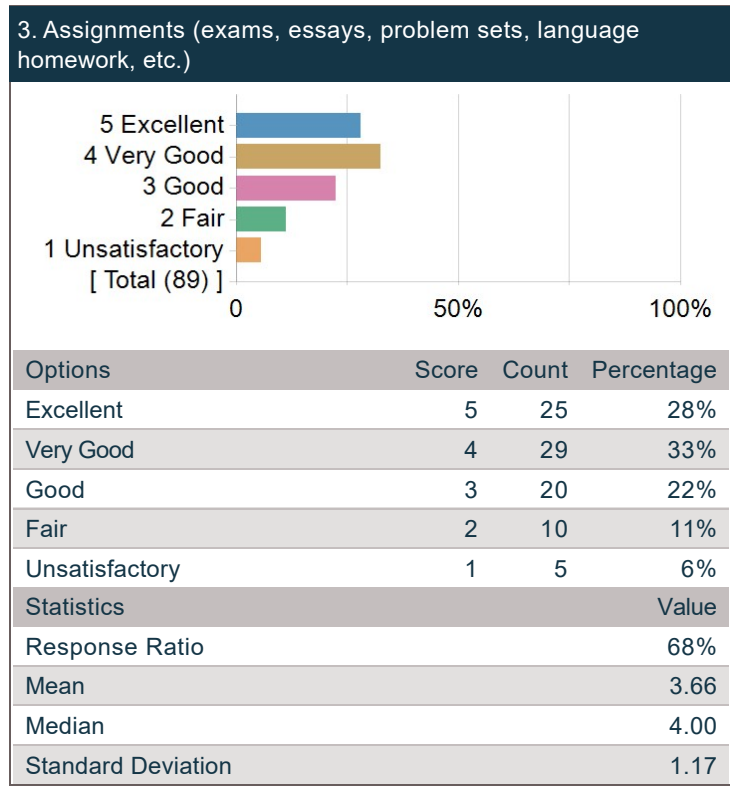
## General Course Questions

### Course General Questions

	Count	Excellent	Very Good	Good	Fair	Unsatisfactory	Course Mean	Dept Mean	Division Mean
Evaluate the course overall.	89	35%	28%	25%	8%	4%	3.81	4.04	4.22
Course materials (readings, audio-visual materials, textbooks, lab manuals, website, etc.)	88	32%	27%	26%	10%	5%	3.72	4.07	4.23
Assignments (exams, essays, problem sets, language homework, etc.)	89	28%	33%	22%	11%	6%	3.66	3.82	4.09
Feedback you received on work you produced in this course	87	32%	31%	23%	10%	3%	3.78	3.79	4.08
Section component of the course	86	44%	29%	17%	7%	2%	4.06	4.08	4.19

### Course

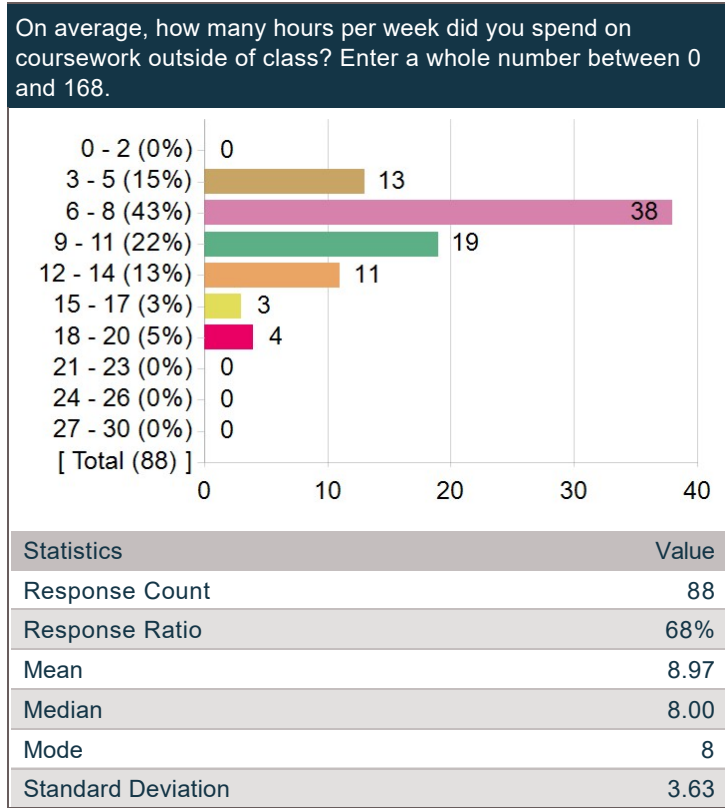
1. Evaluate the course overall.				2. Course materials (readings, audio-visual materials, textbooks, lab manuals, website, etc.)			
							
Options	Score	Count	Percentage	Options	Score	Count	Percentage
Excellent	5	31	35%	Excellent	5	28	32%
Very Good	4	25	28%	Very Good	4	24	27%
Good	3	22	25%	Good	3	23	26%
Fair	2	7	8%	Fair	2	9	10%
Unsatisfactory	1	4	4%	Unsatisfactory	1	4	5%
Statistics			Value	Statistics			Value
Response Ratio			68%	Response Ratio			68%
Mean			3.81	Mean			3.72
Median			4.00	Median			4.00
Standard Deviation			1.14	Standard Deviation			1.15



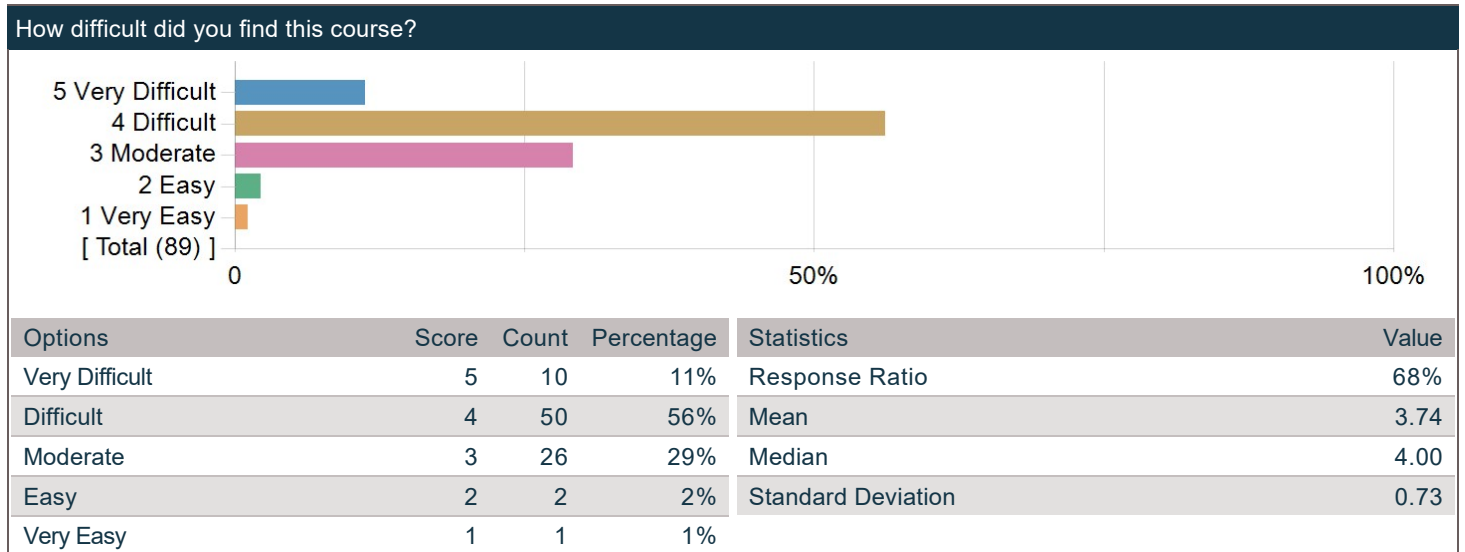
## Requirements - What did this course require of you?

On average, how many hours per week did you spend on coursework outside of class? Enter a whole number between 0 and 168.

Frequency chart and mean excludes students who answered 31 or more hours.



## How difficult did you find this course?

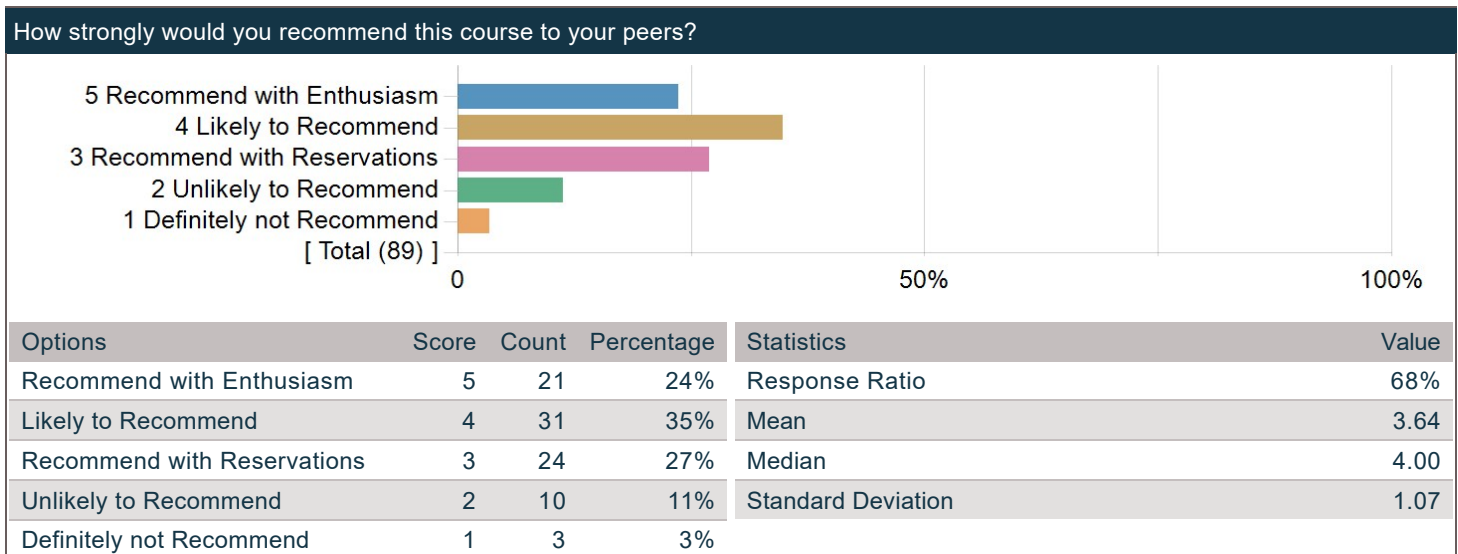


**What was/were your reason(s) for enrolling in this course? (Please check all that apply)**

Options	Count
Elective	4
Concentration or Department Requirement	84
Secondary Field or Language Citation Requirement	3
Undergraduate General Education Requirement	0
Expository Writing Requirement	0
Foreign Language Requirement	0
Pre-Med Requirement	0
Divisional Distribution Requirement	0
Quantitative Reasoning with Data Requirement	0

**Recommendations - Would you recommend this course?**

**How strongly would you recommend this course to your peers?**



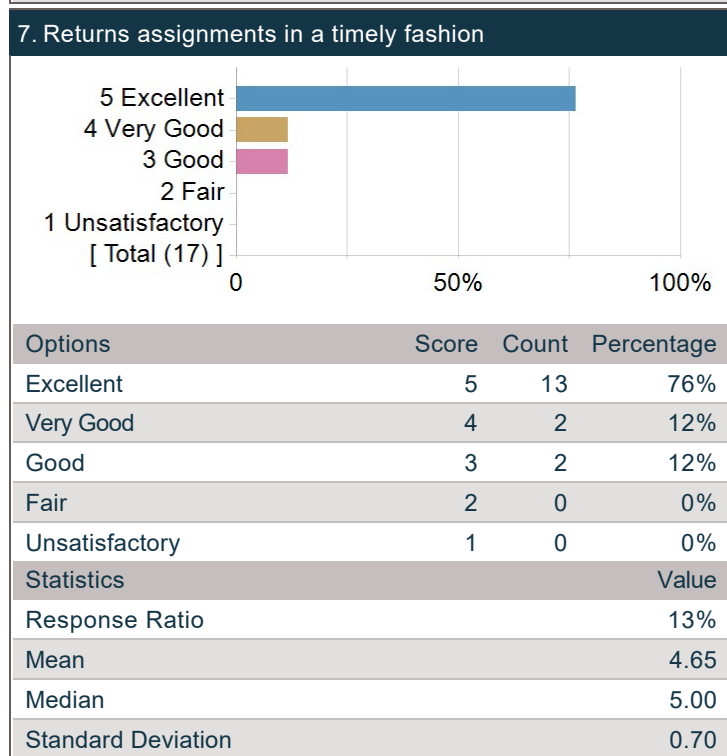
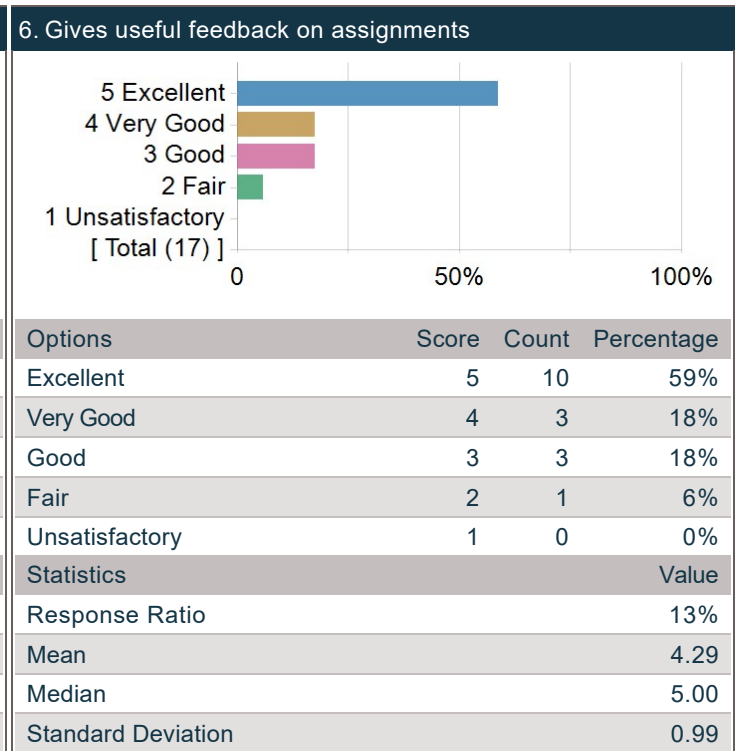
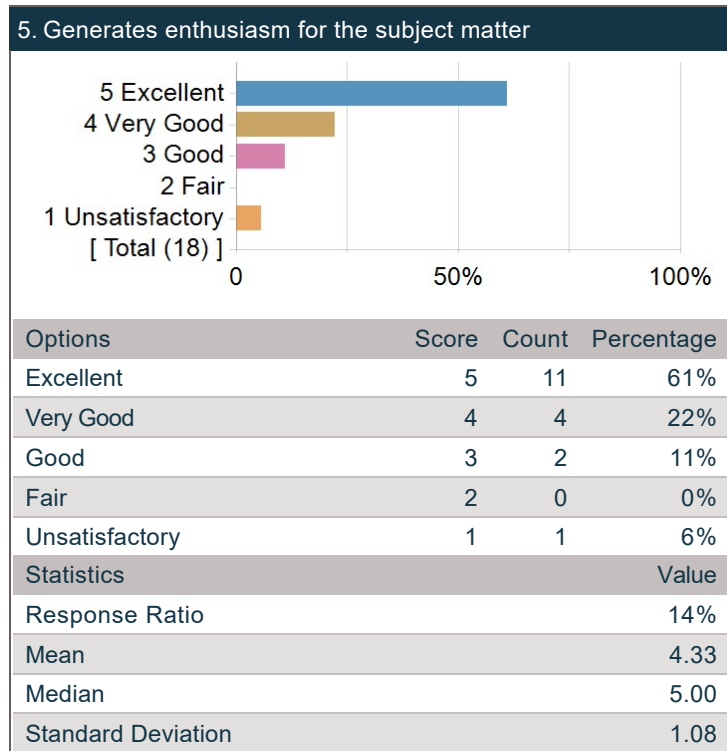
**Evaluation of Section Leaders**

**Section Leader Questions**

	Count	Excellent	Very Good	Good	Fair	Unsatisfactory	Instructor Mean	Dept Mean	Division Mean
Evaluate your Section Leader overall.	18	89%	6%	0%	0%	6%	4.72	4.54	4.54
Gives effective lectures or presentations, if applicable	18	83%	11%	0%	0%	6%	4.67	4.46	4.48
Facilitates discussion and encourages participation	17	53%	35%	6%	0%	6%	4.29	4.43	4.49
Is accessible outside of class (including after class, office hours, e-mail, etc.)	15	67%	20%	7%	0%	7%	4.40	4.58	4.60
Generates enthusiasm for the subject matter	18	61%	22%	11%	0%	6%	4.33	4.41	4.48
Gives useful feedback on assignments	17	59%	18%	18%	6%	0%	4.29	4.46	4.47
Returns assignments in a timely fashion	17	76%	12%	12%	0%	0%	4.65	4.48	4.46

**Section Leader**

1. Evaluate your Section Leader overall.				2. Gives effective lectures or presentations, if applicable			
Options	Score	Count	Percentage	Options	Score	Count	Percentage
Excellent	5	16	89%	Excellent	5	15	83%
Very Good	4	1	6%	Very Good	4	2	11%
Good	3	0	0%	Good	3	0	0%
Fair	2	0	0%	Fair	2	0	0%
Unsatisfactory	1	1	6%	Unsatisfactory	1	1	6%
Statistics			Value	Statistics			Value
Response Ratio			14%	Response Ratio			14%
Mean			4.72	Mean			4.67
Median			5.00	Median			5.00
Standard Deviation			0.96	Standard Deviation			0.97
3. Facilitates discussion and encourages participation				4. Is accessible outside of class (including after class, office hours, e-mail, etc.)			
Options	Score	Count	Percentage	Options	Score	Count	Percentage
Excellent	5	9	53%	Excellent	5	10	67%
Very Good	4	6	35%	Very Good	4	3	20%
Good	3	1	6%	Good	3	1	7%
Fair	2	0	0%	Fair	2	0	0%
Unsatisfactory	1	1	6%	Unsatisfactory	1	1	7%
Statistics			Value	Statistics			Value
Response Ratio			13%	Response Ratio			12%
Mean			4.29	Mean			4.40
Median			5.00	Median			5.00
Standard Deviation			1.05	Standard Deviation			1.12



## Section Leader Comments

Please comment on your Section Leader's teaching.

Comments
She did a great job of explaining all of the week's material in each section. Her teaching style was efficient and simple. I feel like section made the class much easier to understand and cleared up many doubts throughout the semester.
Oluchi was the best part of Ec1123. I really struggled understanding the material in lecture, but Oluchi presented the material in such a more concise, less overwhelming, more intuitive way. While I did not like Ec1123 as a whole, I really appreciated Oluchi's section because I got to actually understand the material so much more.
Oluchi is the only reason I know how anything in metrics worked. Saved my grade.
Oluchi does a fantastic job at distilling the most important points from lecture. Also, she reassures students that difficult material is, in fact, difficult, and thus we should not get discouraged.
Ouch clearly understood our class material like the back of her hand. She always had clear answers to our questions. I found her explanations very straightforward.
Oluchi is a great TF!
Oluchi was integral to my understanding of the course content — incredibly helpful sections, breaking each course topic down to the fundamentals. Great section leader and positive person.
Incredibly patient, knowledgeable and helpful during office hours.
Oluchi was absolutely amazing! She made the material extremely digestible and gave really great feedback on my problem sets. She was also extremely available outside of class and was very responsive on slack. I cannot say enough good things about her. There were too many times to count when I would be confused the whole week on the material and section would clear up literally everything.
worst section leader i ever had